





# 12

## STEPS FOR DEVELOPING AN AMS PROGRAM FOR SKIN CASES

Skin cases are so common! If you don't yet have an AMS program in place in your practice, perhaps skin cases are a good place to start? Here are some simple steps to get you started.

1. Ensure all staff are trained in sticky tape-sampling.  
2. Schedule longer consults (20-30 minutes) for skin cases and charge appropriately for your in-house cytology.
3. Don't forget that on busy days you can store your sticky tape samples and stain and review them at the end of the day.
4. Stock the appropriate topical therapies and shampoos and make topical therapy your first-line treatment for superficial pyoderma.
5. For cases where topical therapy isn't feasible, set protocols for your first-line systemic therapy.  
6. Trust your cytological interpretation – avoid 'just in case' prescribing.
7. Have clear case definitions for when culture and/or referral are indicated.
8. Always perform cytology in conjunction with bacterial culture.
9. Don't ignore repeat offenders – look for an underlying cause.
10. Ensure that all chronic cases or frequent flyers have a long-term management plan and a short term 'flare' plan.
11. Don't ignore infection prevention and control (IPC) measures – hand hygiene, sterilisation of clipper blades and benches etc can help reduce spread of pathogens in your clinic.
12. Develop an IPC protocol for managing patients with microbial skin disease. 